


# FINAL FANTASY VII Main Theme(Solo Acoustic Guitar Ver)

Acoustic Guitar

1



4/4

S

5

S


Detailed description: This is the first system of guitar tablature. It starts with a 4/4 time signature. The first measure has a whole note chord with frets 0, 2, 2, 4. The second measure has a whole note chord with frets 11, 9, 9. The third measure has a whole note chord with frets 0, 2, 4. The fourth measure has a whole note chord with frets 12, 12, 7, 12. The fifth measure has a whole note chord with frets 12, 12, 7, 12. The sixth measure has a whole note chord with frets 2, 2, 4. The seventh measure has a whole note chord with frets 2, 2, 4. The system ends with a measure containing a whole note chord with frets 2, 2, 4.

S S P

S

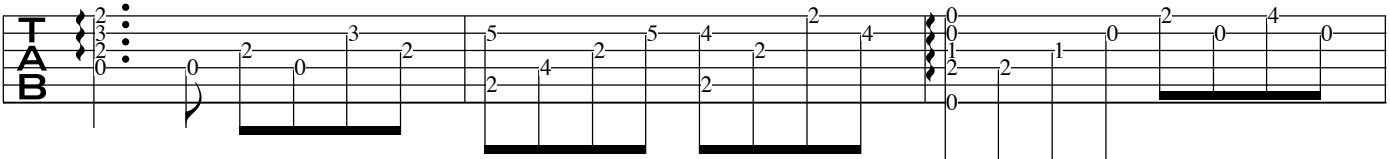
9

R.H S P

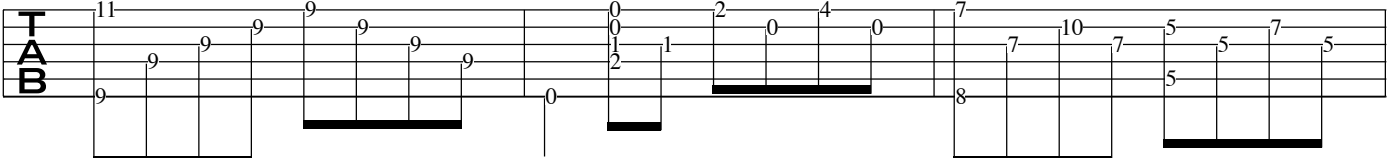


Detailed description: This is the second system of guitar tablature. It starts with a measure containing a whole note chord with frets 11, 12, 11, 9. The second measure has a whole note chord with frets 0, 2, 2, 4. The third measure has a whole note chord with frets 7, 5, 5, 7. The fourth measure has a whole note chord with frets 4, 4, 4, 4. The fifth measure has a whole note chord with frets 4, 4, 3, 3. The sixth measure has a whole note chord with frets 2, 4, 7, 4. The seventh measure has a whole note chord with frets 2, 4, 7, 4. The system ends with a measure containing a whole note chord with frets 2, 4, 7, 4.

13




Detailed description: This is the third system of guitar tablature. It starts with a measure containing a whole note chord with frets 2, 3, 3, 3. The second measure has a whole note chord with frets 2, 0, 3, 2. The third measure has a whole note chord with frets 5, 4, 2, 5. The fourth measure has a whole note chord with frets 4, 2, 2, 4. The fifth measure has a whole note chord with frets 2, 2, 1, 0. The sixth measure has a whole note chord with frets 0, 2, 0, 4. The seventh measure has a whole note chord with frets 0, 2, 0, 4. The system ends with a measure containing a whole note chord with frets 0, 2, 0, 4.



Detailed description: This is the fourth system of guitar tablature. It starts with a measure containing a whole note chord with frets 11, 9, 9, 9. The second measure has a whole note chord with frets 9, 9, 9, 9. The third measure has a whole note chord with frets 0, 2, 0, 4. The fourth measure has a whole note chord with frets 0, 2, 0, 4. The fifth measure has a whole note chord with frets 7, 10, 7, 5. The sixth measure has a whole note chord with frets 5, 5, 7, 5. The seventh measure has a whole note chord with frets 5, 5, 7, 5. The system ends with a measure containing a whole note chord with frets 5, 5, 7, 5.


17

S P



Detailed description: This is the fifth system of guitar tablature. It starts with a measure containing a whole note chord with frets 0, 2, 1, 0. The second measure has a whole note chord with frets 2, 0, 4, 0. The third measure has a whole note chord with frets 11, 9, 9, 9. The fourth measure has a whole note chord with frets 12, 11, 9, 9. The fifth measure has a whole note chord with frets 9, 9, 9, 9. The sixth measure has a whole note chord with frets 0, 2, 0, 4. The seventh measure has a whole note chord with frets 0, 2, 0, 4. The system ends with a measure containing a whole note chord with frets 0, 2, 0, 4.


21



Detailed description: This is the sixth system of guitar tablature. It starts with a measure containing a whole note chord with frets 7, 5, 6, 0. The second measure has a whole note chord with frets 4, 2, 2, 2. The third measure has a whole note chord with frets 2, 2, 2, 2. The fourth measure has a whole note chord with frets 2, 2, 2, 2. The fifth measure has a whole note chord with frets 5, 4, 2, 5. The sixth measure has a whole note chord with frets 2, 5, 4, 2. The seventh measure has a whole note chord with frets 2, 4, 2, 4. The system ends with a measure containing a whole note chord with frets 2, 4, 2, 4.


25

H H S



Detailed description: This is the seventh system of guitar tablature. It starts with a measure containing a whole note chord with frets 0, 4, 4, 0. The second measure has a whole note chord with frets 2, 4, 0, 4. The third measure has a whole note chord with frets 0, 4, 4, 0. The fourth measure has a whole note chord with frets 4, 4, 5, 4. The fifth measure has a whole note chord with frets 4, 2, 2, 4. The sixth measure has a whole note chord with frets 4, 2, 2, 4. The seventh measure has a whole note chord with frets 5, 4, 2, 4. The system ends with a measure containing a whole note chord with frets 5, 4, 2, 4.

H



Detailed description: This is the eighth system of guitar tablature. It starts with a measure containing a whole note chord with frets 4, 2, 4, 4. The second measure has a whole note chord with frets 2, 4, 2, 4. The third measure has a whole note chord with frets 4, 2, 4, 4. The fourth measure has a whole note chord with frets 5, 4, 6, 4. The fifth measure has a whole note chord with frets 4, 6, 4, 4. The sixth measure has a whole note chord with frets 4, 6, 4, 4. The seventh measure has a whole note chord with frets 0, 7, 6, 7. The eighth measure has a whole note chord with frets 0, 7, 6, 7. The system ends with a measure containing a whole note chord with frets 0, 7, 6, 7.

29

TAB

7 5 7 9 S  
0 6 6 6 7 6 6 6 5 7 6 4 5 4  
0 0 0 0 0 0 0 0 0 0 0 0 0 0

33

TAB

4 5 4 4 2 2 4 5 4 2  
0 6 4 0 5 4 4 2 4 2 4 2 4 2 4  
0 0 0 0 2 2 2 2 2 2 2 2 2 2 2

37

TAB

H S  
9 11 9 11 9 9 9 9 9 9 9 9 12 11 11 9 9  
9 9 9 9 9 9 9 9 9 9 9 9 0 0 0 0 0  
9 9 9 9 9 9 9 9 9 9 9 9 9 9 9 9 9

S

TAB

9 11 9 10 10 10 7 7 7 7 9 10 10 9 7 7 7 7 7 7 7  
/ 11 0 0 7 7 7 7 9 10 10 9 7 7 7 7 7 7 7 7 7 7  
9 9 9 9 9 9 9 9 9 9 9 9 9 9 9 9 9 9 9 9

41

TAB

0 2 4 0 11 9 9 9 9 9 9 9 0 2 4 0  
0 2 1 0 2 0 4 0 11 9 9 9 9 9 9 9 0 2 4 0  
0 0 0 0 0 0 0 0 0 0 0 0 0 0 0 0 0 0 0 0

45

TAB

7 7 10 7 5 5 7 5 0 2 4 0 11 9 9 9 9 9 9  
8 5 5 5 5 7 5 0 2 4 0 11 9 9 9 9 9 9  
0 0 0 0 0 0 0 0 0 0 0 0 0 0 0 0 0 0 0 0

49

TAB

0 2 4 0 7 5 4 2 2 2 2 2 2  
0 0 0 0 5 6 2 2 2 2 2 2 2 2  
0 0 0 0 0 0 0 0 0 0 0 0 0 0 0 0 0 0 0 0

TAB

5 4 2 5 4 4 2 4 0 2 1 0 0 0 0 0 0 0 0 0  
2 4 2 2 4 2 4 0 2 1 0 0 0 0 0 0 0 0 0 0  
0 0 0 0 0 0 0 0 0 0 0 0 0 0 0 0 0 0 0 0

53

TAB notation for measures 53-56. Includes fret numbers (3, 5, 7, 10, 12, 14) and slurs. A diamond symbol with '12' is present in measures 54 and 55. A '3' is written below the bass line in measure 54.

57

TAB notation for measures 57-60. Includes fret numbers (3, 5, 7, 10, 12, 14) and slurs. A diamond symbol with '12' is present in measures 58 and 59. A '3' is written below the bass line in measure 58.

61

TAB notation for measures 61-64. Includes fret numbers (5, 7, 8) and slurs. A bracket above measures 63-64 is labeled 'Oct.H or T.H'. A diamond symbol with '12' is present in measures 63 and 64.

65

TAB notation for measures 65-68. Includes fret numbers (2, 3, 5, 6, 7, 8) and slurs. A diamond symbol with '12' is present in measure 65. A '3' is written below the bass line in measure 65.

69

TAB notation for measures 69-72. Includes fret numbers (5, 7, 8) and slurs. A diamond symbol with '12' is present in measure 69. A '3' is written below the bass line in measure 69.

H

P

H

P

TAB notation for measures 73-76. Includes fret numbers (0, 1, 2) and slurs. A diamond symbol with '12' is present in measure 73. A '3' is written below the bass line in measure 73.

73

H

P

TAB notation for measures 73-76. Includes fret numbers (0, 1, 2) and slurs. A diamond symbol with '12' is present in measure 73. A '3' is written below the bass line in measure 73.

L.H→

R.H

R.H

77

TAB notation for measures 77-80. Includes fret numbers (6, 9) and slurs. A diamond symbol with '12' is present in measure 77. A '3' is written below the bass line in measure 77.

R.H

L.H

TAB notation for measures 81-84. Includes fret numbers (9, 11, 12) and slurs. A diamond symbol with '12' is present in measure 81. A '3' is written below the bass line in measure 81.

L.H end→

R.H→

R.H end→

81

85

89

93

97

101

Arranged by うっち (Melaaco) <http://melaaco.wixsite.com/melaaco>

Demo Play → <https://www.youtube.com/watch?v=lnxwVL5HeQY>

bit arranged from demo play, so this TAB isn't the same as the demo play.

R.H → Right Hand Tapping

L.H → Left Hand Tapping

Oct.H → Octave Harmonix

T.H → Tapping Harmonix